

DAILY REPORT



For more information, email trading_sales@tsx.com

November 27, 2023

Indices	November 27 Close	Previous Close	Change	% Change
S&P/TSX Composite Index	20,032.66	20,103.11		-0.35 %
S&P/TSX 60 Index	1,206.65	1,211.41		-0.39 %
S&P/TSX Venture Composite	529.58	532.33		-0.52 %
S&P/TSX Completion Index	1,181.70	1,183.65		-0.16 %
S&P/TSX Smallcap Index	672.93	672.14		0.12 %

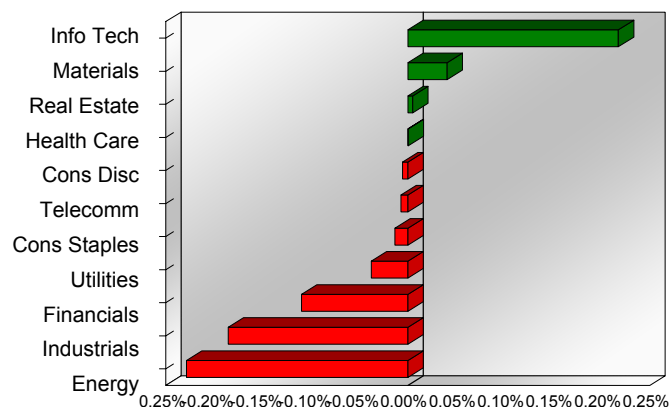
S&P/TSX Composite Index		
Advancers	Decliners	Unchanged
99	126	2

S&P/TSX Composite Index			
Top 10 Index Contributors		Top 10 Index Detractors	
Constituent	Index Contribution	Constituent	Index Contribution
SHOP	37.22	CNR	-19.10
ABX	6.30	CP	-18.75
AEM	5.32	CNQ	-16.66
CSU	3.51	RY	-8.07
TRI	3.38	SU	-6.42
WPM	2.74	ENB	-5.15
QSR	2.30	CM	-5.14
OTEX	1.62	TRP	-4.91
AGI	1.43	NTR	-4.06
K	1.41	TECK.B	-3.78

S&P/TSX Composite Index			
Top 10 Advancers		Top 10 Decliners	
Constituent	Return	Constituent	Return
OSK	6.83%	LAC	-5.53%
DND	5.14%	LAAC	-5.46%
KNT	4.88%	LUN	-5.43%
SEA	4.87%	FM	-4.28%
LUG	4.74%	ERO	-3.36%
SHOP	4.42%	IVN	-3.21%
STLC	3.91%	DOO	-3.12%
NVEI	3.86%	BIP.UN	-3.11%
EQX	3.73%	CNR	-3.03%
SIL	3.59%	CP	-3.03%

S&P/TSX Composite Index				
Sector	# of Index Constituents	Weight	Market Cap (\$B)	Index Contribution
Information Technology	11	8.82 %	\$252.63	43.75
Materials	52	11.14 %	\$319.38	8.19
Real Estate	21	2.29 %	\$65.76	1.01
Health Care	4	0.27 %	\$7.87	0.07
Consumer Discretionary	14	3.72 %	\$106.47	-1.09
Communication Services	5	3.87 %	\$111.04	-1.44
Consumer Staples	11	4.40 %	\$126.20	-2.69
Utilities	15	3.99 %	\$114.40	-7.55
Financials	28	30.24 %	\$866.52	-22.08
Industrials	26	13.07 %	\$374.45	-37.28
Energy	40	18.19 %	\$521.18	-45.98
S&P/TSX Composite Index	227	100.00 %	\$2,865.90	-65.08

S&P/TSX Composite Index - Sectors Returns



This report is published by TSX Inc. TSX Inc. does not guarantee either the completeness or the accuracy of this information. The information contained in this report is provided for informational purposes only and you agree not to rely upon the information contained in this report for any trading, business or financial purpose. These sheets are printed in Canada and issued by TSX Inc. under the express condition, to which everyone receiving or making use thereof assents, that no liability shall be incurred by TSX Inc. or its affiliated companies or any other vendor or donor, including, without limitation, for reliance on or for any errors or inaccuracies in this report. Neither TMX Group Limited, TSX Inc., nor any of their affiliated companies, guarantees the completeness of the information contained in this document and are not responsible for any errors or omission in or your use of, or reliance on, the information. This publication is under copyright. © 2016 TSX Inc. All rights reserved. Do not copy, distribute, sell or modify this publication without the prior written consent of TSX Inc. <http://www.tsx.com/trading>

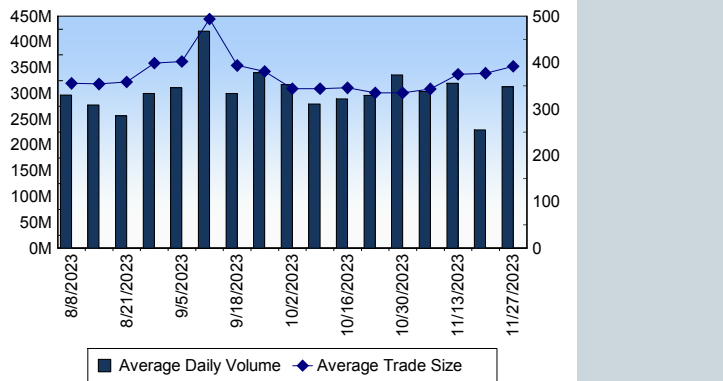
TSX

Daily Volume	313,269,484
Daily Value	\$9,849,377,216
Daily Trades	799,265
Daily Symbols Traded	2,095

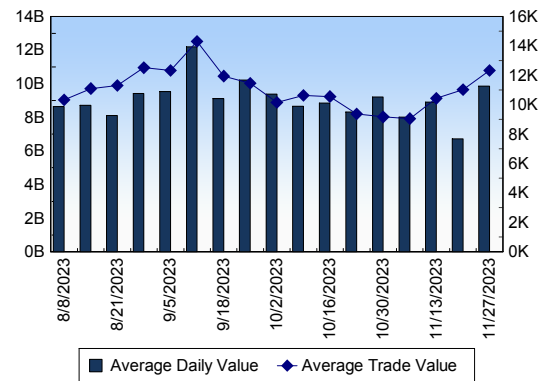
TSX ANONYMOUS TRADING

Daily Volume	137,051,115
Daily Value	\$4,283,311,366
Average Trade Size	342
% TSX Volume	43.75 %

TSX Volume



TSX Value (in Canadian Dollars)



Top 20 TSX Symbols by Volume

Symbol	TSX Volume	TSX Value
SU	17,017,847	\$748,867,998
ENB	13,765,141	\$636,358,266
CNQ	11,705,175	\$1,020,675,645
MFC	9,954,363	\$261,621,144
CXB	4,809,324	\$6,294,643
CM	4,170,998	\$220,985,339
SHOP	3,976,237	\$398,653,232
WEED	3,806,294	\$2,900,679
CVE	3,769,513	\$90,106,449
BCE	3,473,690	\$186,269,129
K	3,436,866	\$26,629,679
RY	3,332,466	\$393,858,258
TRP	3,295,676	\$164,585,802
GWO	3,269,894	\$141,462,166
PPL	3,249,819	\$146,124,296
BNS	3,245,412	\$195,140,492
AR	3,187,997	\$1,297,298
BTE	3,009,539	\$15,553,554
BTO	2,981,333	\$12,633,244
KNT	2,940,434	\$16,556,208

Top 20 TSX Symbols by Value

Symbol	TSX Volume	TSX Value
CNQ	11,705,175	\$1,020,675,645
SU	17,017,847	\$748,867,998
ENB	13,765,141	\$636,358,266
SHOP	3,976,237	\$398,653,232
RY	3,332,466	\$393,858,258
CNR	1,897,395	\$290,151,177
MFC	9,954,363	\$261,621,144
BMO	2,031,131	\$223,206,554
CM	4,170,998	\$220,985,339
TD	2,487,520	\$206,569,847
BNS	3,245,412	\$195,140,492
BCE	3,473,690	\$186,269,129
CP	1,792,845	\$170,742,711
TRP	3,295,676	\$164,585,802
PPL	3,249,819	\$146,124,296
GWO	3,269,894	\$141,462,166
FTS	2,302,479	\$127,825,158
NA	1,378,128	\$124,252,635
SLF	1,699,573	\$118,423,437
MG	1,492,103	\$110,195,131

ETF Trading

Daily Volume	23,173,990	Average Trade Value	\$11,264
Daily Value	\$473,527,875	Average Trade Size	551
# Trades	42,038	# of ETFs Traded	903

Top 10 ETFs by TSX Volume

Symbol	Market Volume	Market Value
HNU	1,985,947	\$17,225,570
ZEB	1,779,625	\$56,210,516
HOU	1,382,673	\$17,823,742
XIU	1,308,968	\$39,860,917
HOD	997,186	\$8,494,345
ETHX.B	683,158	\$6,763,015
XGD	610,601	\$10,658,916
XEG	584,119	\$9,474,743
BTCC.B	532,526	\$3,856,957
HGU	422,469	\$5,616,960

Top 10 ETFs by TSX Value

Symbol	Market Volume	Market Value
ZEB	1,779,625	\$56,210,516
XIU	1,308,968	\$39,860,917
HOU	1,382,673	\$17,823,742
HNU	1,985,947	\$17,225,570
VFV	127,115	\$14,024,933
HND	162,133	\$11,224,239
XGD	610,601	\$10,658,916
XEG	584,119	\$9,474,743
ZSP	139,119	\$9,452,268
HOD	997,186	\$8,494,345

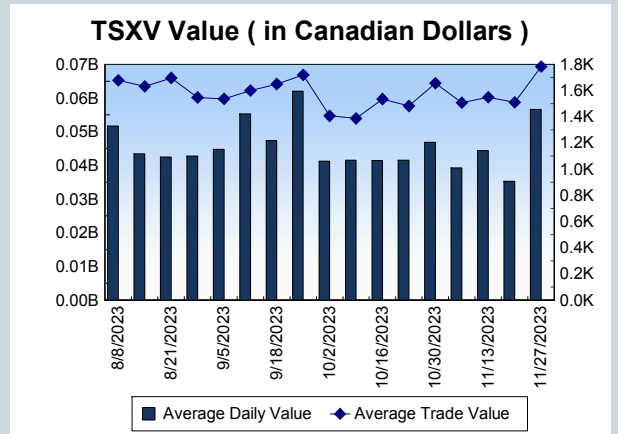
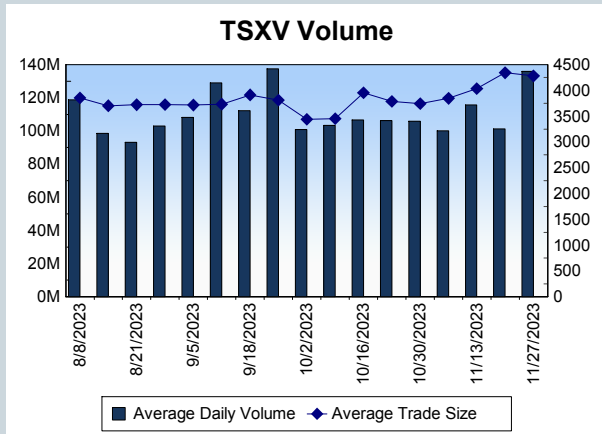
Block Trades	Non Block Trades
1,205	798,060

Top 5 Block Trade Brokers by Volume	
Broker	TSX Block Volume
BMO NESBITT BURNS INC.	21,634,900
GOLDMAN SACHS CANADA I	18,457,000
SCOTIA CAPITAL INC.	18,016,500
RBC CAPITAL MARKETS	15,384,200
CIBC WORLD MARKETS INC.	14,871,500

Top 5 Block Trade Symbols by Volume	
Symbol	TSX Block Volume
SU	13,263,500
ENB	11,634,200
CNQ	8,620,900
MFC	8,185,100
CXB	2,807,500

TSXV	
Daily Volume	135,966,136
Daily Value	\$56,621,505
Daily Trades	31,772
Daily Symbols Traded	1,117

TSXV ANONYMOUS TRADING	
Daily Volume	70,957,585
Daily Value	\$31,786,234
Average Trade Size	4,401
% TSXV Volume	52.19%



Top 20 TSXV Symbols by Volume		
Symbol	TSXV Volume	TSXV Value
CMC	6,029,704	\$181,234
BIG	2,585,588	\$3,130,524
NUG	2,397,730	\$79,317
FUU	2,075,661	\$844,884
AL	1,786,761	\$53,538
CCW	1,778,525	\$62,235
PNRL	1,490,900	\$2,417,856
BEX	1,471,896	\$305,498
EVER	1,449,496	\$180,625
PEI	1,444,917	\$131,055
PTU	1,412,016	\$67,547
OMG	1,242,037	\$79,351
AGD	1,216,000	\$6,255
SKP	1,203,130	\$48,125
IPT	1,128,978	\$204,032
HSTR	1,123,832	\$337,564
LTH	1,115,698	\$1,705,349
TECT	1,038,577	\$135,692
IBO	1,037,800	\$10,136
SWA	1,022,333	\$15,138

Top 20 TSXV Symbols by Value		
Symbol	TSXV Volume	TSXV Value
TOI	81,974	\$7,631,824
ARTG	976,554	\$5,818,632
BIG	2,585,588	\$3,130,524
PNRL	1,490,900	\$2,417,856
LTH	1,115,698	\$1,705,349
LMN	62,422	\$1,462,355
NGEX	184,899	\$1,280,262
HIVE	277,325	\$1,106,921
NFG	204,612	\$1,018,573
FUU	2,075,661	\$844,884
ETL	299,347	\$755,839
TBRD	344,429	\$739,968
VZLA	442,325	\$678,688
PNG	1,004,405	\$637,002
ISO	149,185	\$599,986
PMET	63,104	\$585,485
MTA	110,580	\$490,777
ATX	540,862	\$411,383
SLI	135,620	\$408,098
AEMC	969,797	\$393,364

Dark TSX/TSXV Trading			
Volume	17,810,480	Daily Trades	82,008
Value	484,530,694	Daily Symbols Traded	1,308