

DAILY REPORT



For more information, email trading_sales@tsx.com

June 16, 2022

Indices	June 16 Close	Previous Close	Change	% Change
S&P/TSX Composite Index	19,004.06			%
S&P/TSX 60 Index	1,151.43			%
S&P/TSX Venture Composite	639.55			%
S&P/TSX Completion Index	1,094.86			%
S&P/TSX Smallcap Index	693.14			%

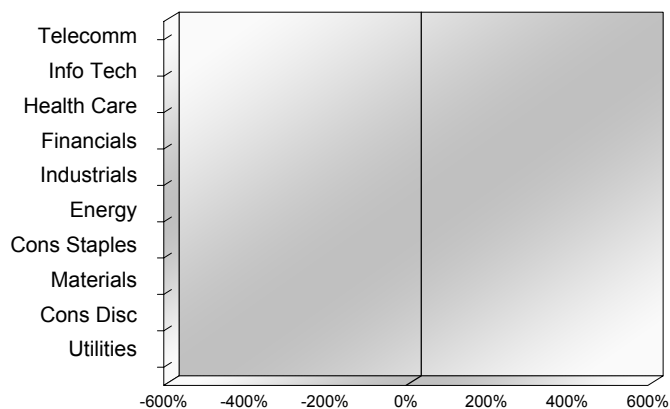
S&P/TSX Composite Index		
Advancers	Decliners	Unchanged
0	0	0

S&P/TSX Composite Index			
Top 10 Index Contributors		Top 10 Index Detractors	
Constituent	Index Contribution	Constituent	Index Contribution

S&P/TSX Composite Index			
Top 10 Advancers		Top 10 Decliners	
Constituent	Return	Constituent	Return
	%		%

S&P/TSX Composite Index				
Sector	# of Index Constituents	Weight	Market Cap (\$B)	Index Contribution
Communication Services	7	%	\$136.41	
Information Technology	16	%	\$141.75	
Health Care	8	%	\$10.60	
Financials	28	%	\$873.10	
Industrials	30	%	\$318.82	
Energy	34	%	\$520.66	
Consumer Staples	11	%	\$112.32	
Materials	52	%	\$354.92	
Consumer Discretionary	14	%	\$88.23	
Utilities	16	%	\$137.25	
S&P/TSX Composite Index	216	%	\$2,694.05	

S&P/TSX Composite Index - Sectors Returns



This report is published by TSX Inc. TSX Inc. does not guarantee either the completeness or the accuracy of this information. The information contained in this report is provided for informational purposes only and you agree not to rely upon the information contained in this report for any trading, business or financial purpose. These sheets are printed in Canada and issued by TSX Inc. under the express condition, to which everyone receiving or making use thereof assents, that no liability shall be incurred by TSX Inc. or its affiliated companies or any other vendor or donor, including, without limitation, for reliance on or for any errors or inaccuracies in this report. Neither TMX Group Limited, TSX Inc., nor any of their affiliated companies, guarantees the completeness of the information contained in this document and are not responsible for any errors or omission in or your use of, or reliance on, the information. This publication is under copyright. © 2016 TSX Inc. All rights reserved. Do not copy, distribute, sell or modify this publication without the prior written consent of TSX Inc. <http://www.tsx.com/trading>

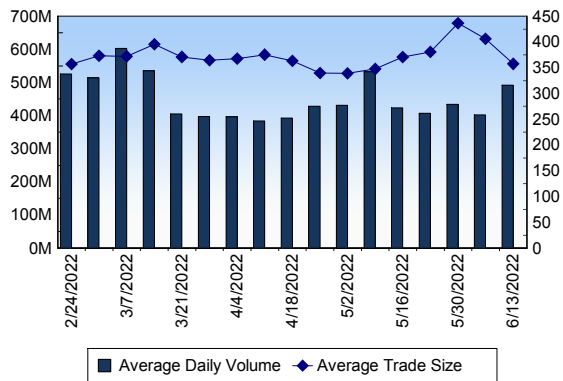
TSX

Daily Volume	473,586,220
Daily Value	\$11,761,178,051
Daily Trades	1,477,767
Daily Symbols Traded	2,130

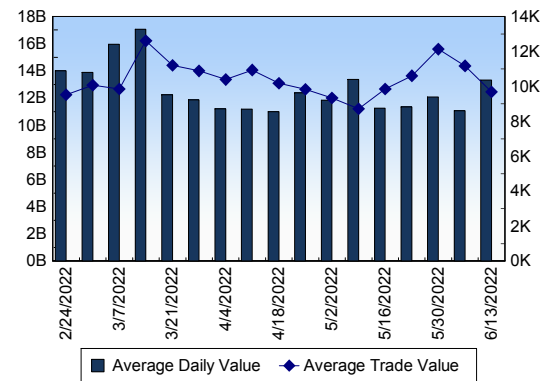
TSX ANONYMOUS TRADING

Daily Volume	209,568,787
Daily Value	\$5,744,163,214
Average Trade Size	307
% TSX Volume	44.25 %

TSX Volume



TSX Value (in Canadian Dollars)



Top 20 TSX Symbols by Volume

Symbol	TSX Volume	TSX Value
ATH	11,466,240	\$33,653,715
CPG	10,946,962	\$122,757,060
XIU	9,835,208	\$287,092,380
BTE	9,192,249	\$68,775,991
CVE	9,102,276	\$240,754,510
TRP	8,938,655	\$594,386,281
CNQ	8,771,021	\$635,692,016
SU	7,099,735	\$342,367,834
UEX	7,088,389	\$2,364,123
HND	6,352,572	\$16,381,678
XEG	6,224,560	\$100,978,507
T	5,874,507	\$164,674,743
TD	5,764,301	\$497,735,680
TVE	5,393,931	\$28,752,754
CM	5,378,041	\$343,220,301
WCP	5,230,189	\$54,621,090
BNS	5,162,646	\$409,359,257
ENB	5,123,895	\$273,038,746
ARX	5,033,422	\$94,324,289
AC	5,031,143	\$83,962,003

Top 20 TSX Symbols by Value

Symbol	TSX Volume	TSX Value
CNQ	8,771,021	\$635,692,016
TRP	8,938,655	\$594,386,281
TD	5,764,301	\$497,735,680
BNS	5,162,646	\$409,359,257
CM	5,378,041	\$343,220,301
SU	7,099,735	\$342,367,834
RY	2,379,722	\$296,123,575
XIU	9,835,208	\$287,092,380
ENB	5,123,895	\$273,038,746
CVE	9,102,276	\$240,754,510
NA	2,437,730	\$209,795,814
BCE	3,098,851	\$193,234,511
NTR	1,727,778	\$191,743,649
QSR	3,030,829	\$184,972,200
BMO	1,397,423	\$176,855,453
T	5,874,507	\$164,674,743
CNR	1,061,596	\$149,018,474
MG	1,909,465	\$135,874,311
TOU	1,906,628	\$135,734,087
TECK.B	2,733,983	\$133,932,002

ETF Trading

Daily Volume	60,674,646	Average Trade Value	\$12,091
Daily Value	\$1,128,167,645	Average Trade Size	650
# Trades	93,305	# of ETFs Traded	869

Top 10 ETFs by TSX Volume

Symbol	Market Volume	Market Value
XIU	9,835,208	\$287,092,380
HND	6,352,572	\$16,381,678
XEG	6,224,560	\$100,978,507
HOD	3,373,746	\$6,726,527
HQD	1,896,997	\$18,761,089
HQU	1,385,829	\$12,493,484
XGD	1,337,310	\$24,223,315
ZEB	1,307,141	\$45,817,573
HNU	1,126,166	\$31,842,699
BTCC.B	1,053,141	\$4,209,801

Top 10 ETFs by TSX Value

Symbol	Market Volume	Market Value
XIU	9,835,208	\$287,092,380
XEG	6,224,560	\$100,978,507
ZEB	1,307,141	\$45,817,573
HXT	912,448	\$42,181,014
HNU	1,126,166	\$31,842,699
XSP	781,779	\$30,779,740
XGD	1,337,310	\$24,223,315
XFN	455,292	\$20,244,203
HQD	1,896,997	\$18,761,089
VFV	203,240	\$17,184,445

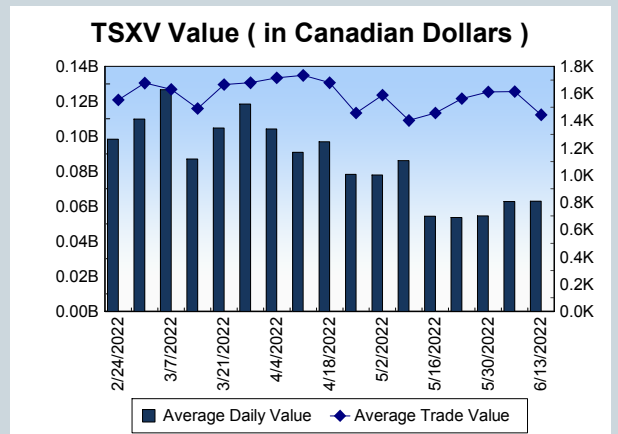
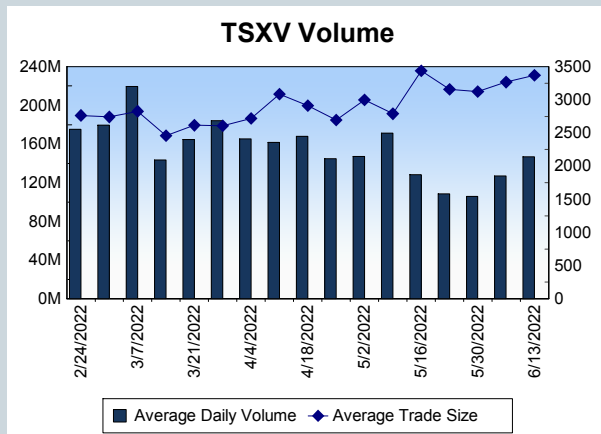
Block Trades	Non Block Trades
1,218	1,476,549

Top 5 Block Trade Brokers by Volume	
Broker	TSX Block Volume
GOLDMAN SACHS CANADA I	14,783,350
TD SECURITIES INC.	11,176,600
BMO NESBITT BURNS INC.	10,720,800
CIBC WORLD MARKETS INC.	7,360,600
MERRILL LYNCH CANADA LT	7,205,200

Top 5 Block Trade Symbols by Volume	
Symbol	TSX Block Volume
TRP	6,789,200
CNQ	3,548,000
BNS	2,680,100
TD	2,658,000
CM	2,592,600

TSXV	
Daily Volume	148,566,605
Daily Value	\$56,823,833
Daily Trades	40,362
Daily Symbols Traded	1,191

TSXV ANONYMOUS TRADING	
Daily Volume	64,936,498
Daily Value	\$30,211,337
Average Trade Size	3,461
% TSXV Volume	43.71%



Top 20 TSXV Symbols by Volume		
Symbol	TSXV Volume	TSXV Value
CMC	9,998,308	\$654,896
LHI	5,373,800	\$26,869
DM	2,617,194	\$312,523
BNCH	2,095,918	\$1,469,070
MSC	2,087,000	\$10,440
WCC	2,018,000	\$147,710
PRO	1,729,200	\$59,621
ROK	1,645,879	\$401,790
ATX	1,611,653	\$1,212,478
VO	1,345,509	\$471,603
BBB	1,282,650	\$170,424
TAL	1,253,078	\$1,011,216
JOR	1,240,300	\$83,186
BMK	1,171,000	\$23,545
SOU	1,167,885	\$1,337,083
SOMA	1,116,600	\$301,968
SNM	1,099,500	\$98,955
GXU	1,067,882	\$272,671
PNPN	1,065,500	\$118,808
INEO	916,186	\$194,665

Top 20 TSXV Symbols by Value		
Symbol	TSXV Volume	TSXV Value
TOI	36,008	\$2,280,328
RECO	346,881	\$1,672,869
HIVE	415,248	\$1,551,004
BNCH	2,095,918	\$1,469,070
SOU	1,167,885	\$1,337,083
ATX	1,611,653	\$1,212,478
NGEX	477,872	\$1,099,519
TAL	1,253,078	\$1,011,216
NFG	140,597	\$973,482
LI	497,337	\$911,328
ELO	244,633	\$910,292
FL	365,656	\$852,801
SALT	376,837	\$832,004
AFM	898,186	\$744,673
SLI	146,459	\$741,765
PRYM	338,346	\$716,790
CMC	9,998,308	\$654,896
ESK	360,508	\$640,013
AMC	138,903	\$593,517
DSV	404,523	\$585,202

Dark TSX/TSXV Trading			
Volume	30,825,880	Daily Trades	111,350
Value	933,484,107	Daily Symbols Traded	1,402