

DAILY REPORT



For more information, email trading_sales@tsx.com

May 25, 2022

Indices	May 25 Close	Previous Close	Change	% Change
S&P/TSX Composite Index	20,383.75			%
S&P/TSX 60 Index	1,233.69			%
S&P/TSX Venture Composite	701.74			%
S&P/TSX Completion Index	1,179.52			%
S&P/TSX Smallcap Index	747.20			%

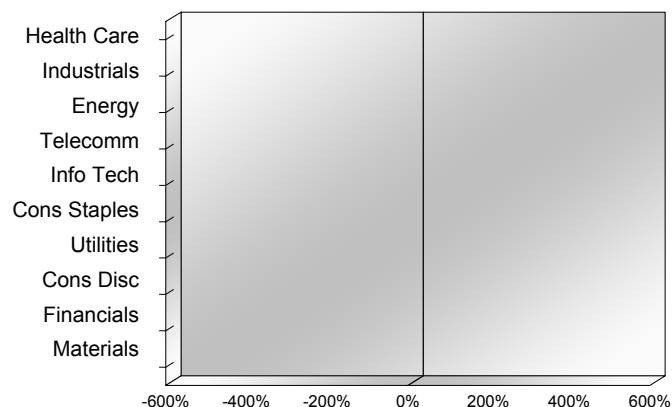
S&P/TSX Composite Index		
Advancers	Decliners	Unchanged
0	0	0

S&P/TSX Composite Index			
Top 10 Index Contributors		Top 10 Index Detractors	
Constituent	Index Contribution	Constituent	Index Contribution

S&P/TSX Composite Index			
Top 10 Advancers		Top 10 Decliners	
Constituent	Return	Constituent	Return
	%		%

S&P/TSX Composite Index				
Sector	# of Index Constituents	Weight	Market Cap (\$B)	Index Contribution
Health Care	8	%	\$13.51	
Industrials	30	%	\$328.47	
Energy	34	%	\$566.15	
Communication Services	7	%	\$152.48	
Information Technology	16	%	\$153.75	
Consumer Staples	11	%	\$116.43	
Utilities	16	%	\$148.42	
Consumer Discretionary	14	%	\$92.78	
Financials	28	%	\$930.27	
Materials	52	%	\$383.44	
S&P/TSX Composite Index	216	%	\$2,885.70	

S&P/TSX Composite Index - Sectors Returns



This report is published by TSX Inc. TSX Inc. does not guarantee either the completeness or the accuracy of this information. The information contained in this report is provided for informational purposes only and you agree not to rely upon the information contained in this report for any trading, business or financial purpose. These sheets are printed in Canada and issued by TSX Inc. under the express condition, to which everyone receiving or making use thereof assents, that no liability shall be incurred by TSX Inc. or its affiliated companies or any other vendor or donor, including, without limitation, for reliance on or for any errors or inaccuracies in this report. Neither TMX Group Limited, TSX Inc., nor any of their affiliated companies, guarantees the completeness of the information contained in this document and are not responsible for any errors or omission in or your use of, or reliance on, the information. This publication is under copyright. © 2016 TSX Inc. All rights reserved. Do not copy, distribute, sell or modify this publication without the prior written consent of TSX Inc. <http://www.tsx.com/trading>

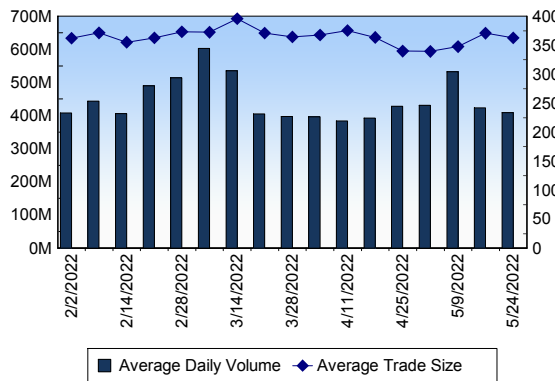
TSX

Daily Volume	375,634,639
Daily Value	\$9,644,012,163
Daily Trades	1,073,771
Daily Symbols Traded	2,073

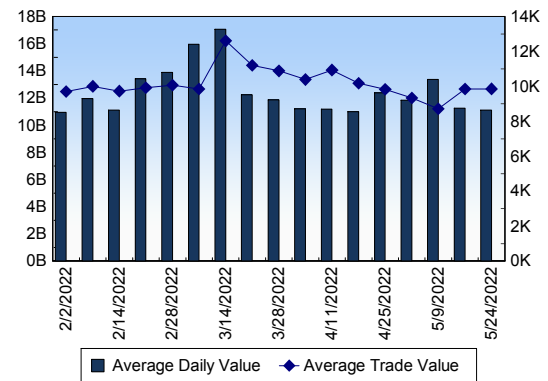
TSX ANONYMOUS TRADING

Daily Volume	164,359,684
Daily Value	\$4,350,439,020
Average Trade Size	286
% TSX Volume	43.76 %

TSX Volume



TSX Value (in Canadian Dollars)



Top 20 TSX Symbols by Volume

Symbol	TSX Volume	TSX Value
MFC	13,023,044	\$294,517,388
ARX	8,891,317	\$167,329,291
SU	8,242,069	\$415,532,325
ATH	8,141,003	\$20,560,770
CPG	7,962,808	\$85,237,568
BTE	7,853,575	\$53,046,603
SLF	7,559,644	\$472,422,434
HND	6,894,198	\$14,496,583
WCP	6,814,317	\$73,778,299
WRG	6,131,470	\$235,855
CVE	5,241,189	\$146,931,926
TVE	4,104,265	\$20,732,018
ENB	4,004,323	\$231,483,052
XIU	3,911,838	\$121,535,780
BIR	3,348,332	\$38,253,027
BBD.B	3,177,796	\$3,693,593
ABX	3,177,327	\$86,316,165
GWO	3,140,264	\$106,842,256
GXE	2,941,054	\$4,547,219
AQN	2,861,187	\$53,448,691

Top 20 TSX Symbols by Value

Symbol	TSX Volume	TSX Value
SLF	7,559,644	\$472,422,434
SU	8,242,069	\$415,532,325
BMO	2,221,567	\$295,705,975
MFC	13,023,044	\$294,517,388
RY	2,197,495	\$282,816,629
CNR	1,905,910	\$268,609,556
TD	2,482,597	\$232,640,974
BNS	2,772,115	\$232,137,287
ENB	4,004,323	\$231,483,052
CNQ	2,302,810	\$191,879,938
ARX	8,891,317	\$167,329,291
TRP	2,146,117	\$156,794,809
BCE	2,268,051	\$155,437,172
CVE	5,241,189	\$146,931,926
WFG	1,249,436	\$140,863,502
CM	2,003,906	\$140,688,228
NTR	1,073,630	\$135,297,224
SHOP	306,882	\$130,255,716
XIU	3,911,838	\$121,535,780
EMA	1,799,267	\$116,044,561

ETF Trading

Daily Volume	34,730,455	Average Trade Value	\$13,075
Daily Value	\$642,245,459	Average Trade Size	707
# Trades	49,120	# of ETFs Traded	829

Top 10 ETFs by TSX Volume

Symbol	Market Volume	Market Value
HND	6,894,198	\$14,496,583
XIU	3,911,838	\$121,535,780
XEG	1,947,995	\$33,319,635
HQD	1,402,937	\$12,597,200
HQU	1,166,696	\$12,060,919
ZEB	1,070,152	\$40,189,737
HOD	985,662	\$2,212,153
BTCX.B	798,681	\$4,569,026
HSU	678,449	\$9,761,374
HSD	581,263	\$4,860,869

Top 10 ETFs by TSX Value

Symbol	Market Volume	Market Value
XIU	3,911,838	\$121,535,780
ZEB	1,070,152	\$40,189,737
XEG	1,947,995	\$33,319,635
HXT	540,404	\$26,631,299
XSP	528,142	\$22,469,999
HNU	481,175	\$20,914,700
CASH	335,625	\$16,794,691
HND	6,894,198	\$14,496,583
XQQ	150,232	\$13,839,059
HEU	221,639	\$13,741,162

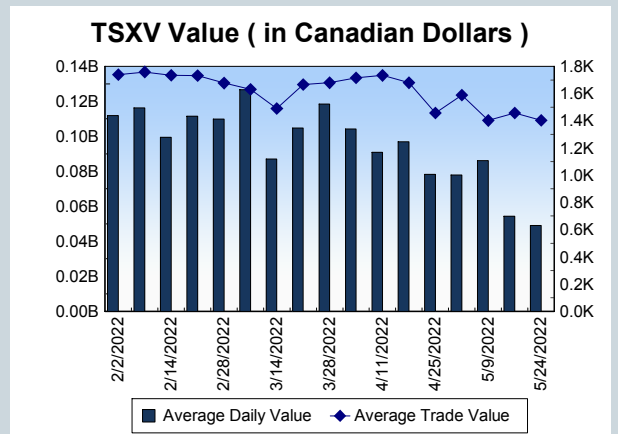
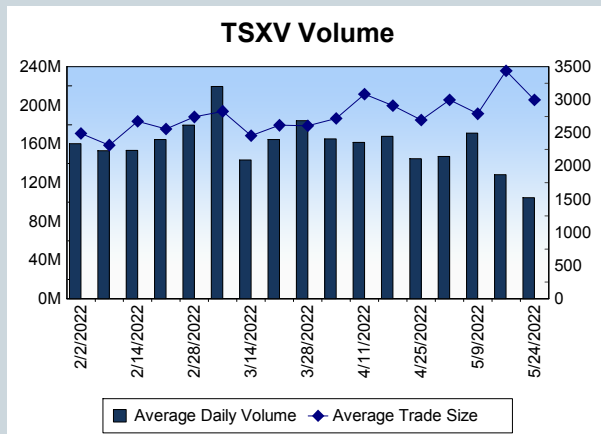
Block Trades	Non Block Trades
1,138	1,072,633

Top 5 Block Trade Brokers by Volume	
Broker	TSX Block Volume
MORGAN STANLEY CANADA	20,761,400
QUESTRADE INC.	10,265,300
BMO NESBITT BURNS INC.	8,064,900
RBC CAPITAL MARKETS	7,728,400
TD SECURITIES INC.	7,438,000

Top 5 Block Trade Symbols by Volume	
Symbol	TSX Block Volume
MFC	8,669,400
SLF	6,524,300
ARX	4,573,800
SU	3,315,800
GWO	2,352,000

TSXV	
Daily Volume	95,563,201
Daily Value	\$46,511,978
Daily Trades	32,853
Daily Symbols Traded	1,171

TSXV ANONYMOUS TRADING	
Daily Volume	49,663,665
Daily Value	\$26,880,154
Average Trade Size	2,892
% TSXV Volume	51.97%



Top 20 TSXV Symbols by Volume		
Symbol	TSXV Volume	TSXV Value
VERY	5,065,178	\$2,205,044
BXR	1,949,701	\$38,994
LTH	1,642,092	\$1,626,435
PMR	1,447,000	\$85,015
QEX	917,800	\$907,264
CUSN	909,100	\$336,558
NEV	905,933	\$189,344
IPG	904,605	\$76,901
CMC	816,533	\$151,655
BYN	777,702	\$366,625
HME	747,847	\$1,229,447
SOU	743,220	\$803,493
PEI	734,833	\$48,585
AAG	661,557	\$145,960
TAL	645,892	\$414,031
DB	641,252	\$56,681
AFM	611,166	\$652,344
ESTW	592,700	\$61,647
TRA	556,000	\$16,400
SOP.H	551,000	\$21,815

Top 20 TSXV Symbols by Value		
Symbol	TSXV Volume	TSXV Value
TOI	48,313	\$3,381,186
VERY	5,065,178	\$2,205,044
LTH	1,642,092	\$1,626,435
HIVE	330,427	\$1,599,146
NFG	201,378	\$1,470,256
HME	747,847	\$1,229,447
NGEX	361,329	\$1,096,175
QEX	917,800	\$907,264
ELO	248,332	\$847,604
SOU	743,220	\$803,493
AFM	611,166	\$652,344
SALT	302,787	\$603,198
RZE	187,457	\$578,548
SOIL	185,792	\$556,232
SLI	72,930	\$520,147
RECO	97,252	\$501,757
GMG	135,854	\$487,982
URC	126,736	\$448,304
EU	383,129	\$437,314
NSE	414,483	\$437,278

Dark TSX/TSXV Trading			
Volume	18,371,340	Daily Trades	78,511
Value	560,184,147	Daily Symbols Traded	1,274